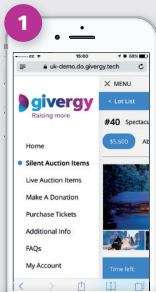


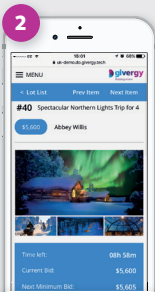
HOW TO USE THE GIVERGY PLATFORM

MOBILE - BIDDING



1 Visit Auction Site

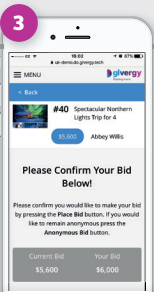
Enter the auction URL in your smart phone's browser or click the link in the SMS you receive.



2 Browse Items

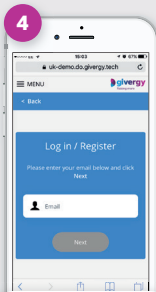
Start by having a look through the auction items.

For more info and an image of each item simply tap the auction item.



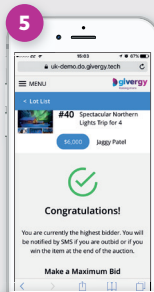
3 Place Bid

Enter the amount you want to bid and then press 'Place Bid'.



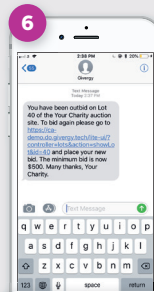
4 Login/Register

If your details have not yet been captured then the system will ask you to register before accepting your bid.



5 Confirmation

Congrats! Your bid has been accepted.



6 SMS Notification

If you are outbid you will receive an SMS with a quick link to bid again.

Good luck!